

# RAPPORT DE VOTE



Exercice 2024

DÔM FINANCE  
39 RUE MSTISLAV ROSTROPOVITCH  
75017 PARIS

[WWW.DOM-FINANCE.FR](http://WWW.DOM-FINANCE.FR)

# Board Statistics Report



## Parameters Used:

Location(s): All locations  
 Account Group(s): All account groups  
 Institution Account(s): All institution accounts  
 Custodian Account(s): All custodian accounts  
 Reporting Period: 1/1/24 to 12/31/24

## Meeting Overview

Category	Number	Percentage
Number of votable meetings	67	
Number of meetings voted	63	94.03%
Number of meetings with at least 1 vote Against, Withhold or Abstain	38	56.72%

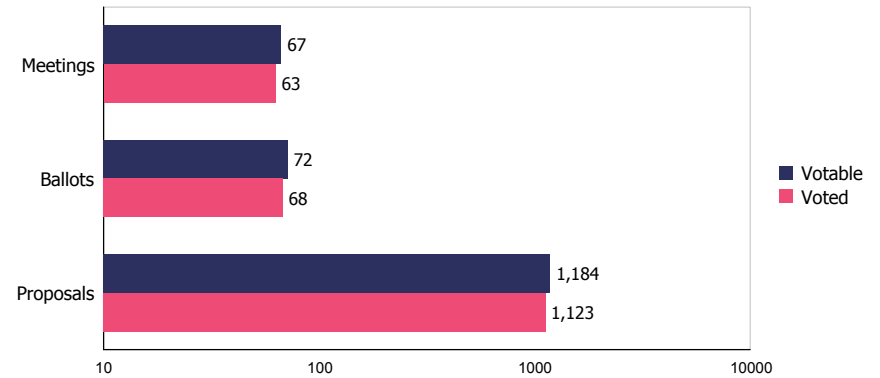
## Ballot Overview

Category	Number	Percentage
Number of votable ballots	72	
Number of ballots voted	68	94.44%

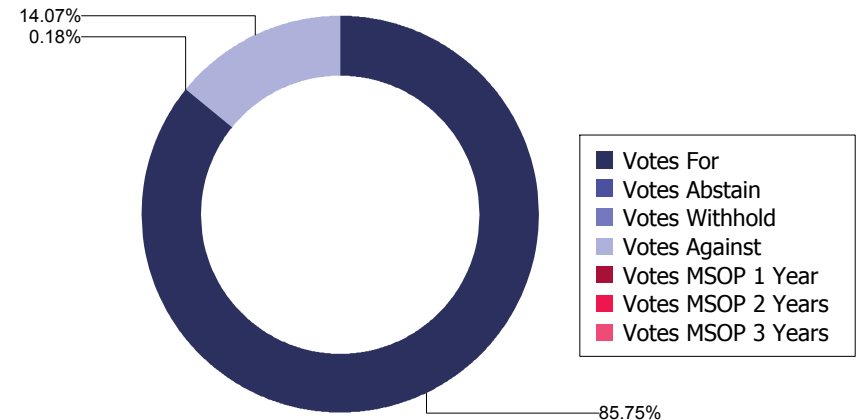
## Proposal Overview

Category	Number	Percentage
Number of votable items	1,184	
Number of items voted	1,123	94.85%
Number of votes FOR	963	85.75%
Number of votes AGAINST	158	14.07%
Number of votes ABSTAIN	2	0.18%
Number of votes WITHHOLD	0	0.00%
Number of votes on MSOP Frequency 1 Year	0	0.00%
Number of votes on MSOP Frequency 2 Years	0	0.00%
Number of votes on MSOP Frequency 3 Years	0	0.00%
Number of votes With Policy	1,122	99.91%
Number of votes Against Policy	1	0.09%
Number of votes With Mgmt	979	87.18%
Number of votes Against Mgmt	144	12.82%
Number of votes on MSOP (exclude frequency)	91	8.10%
Number of votes on Shareholder Proposals	51	4.54%

## Voting Statistics

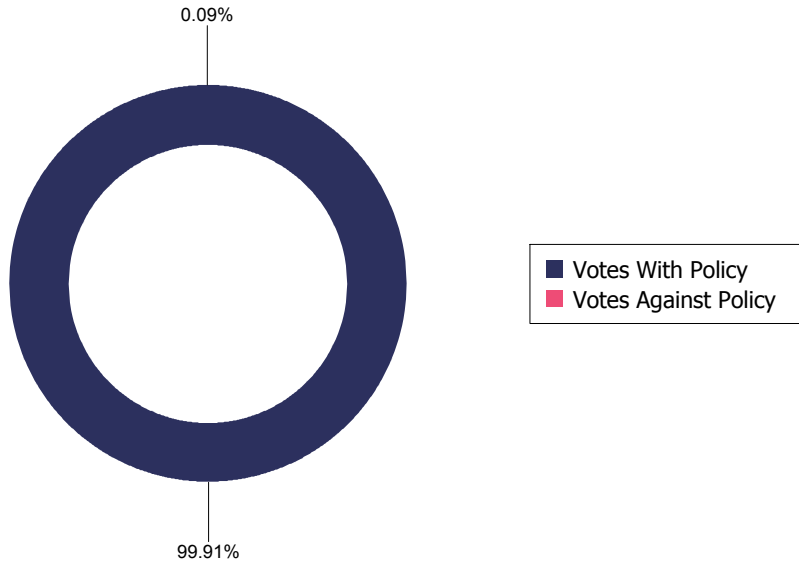


## Vote Cast Statistics

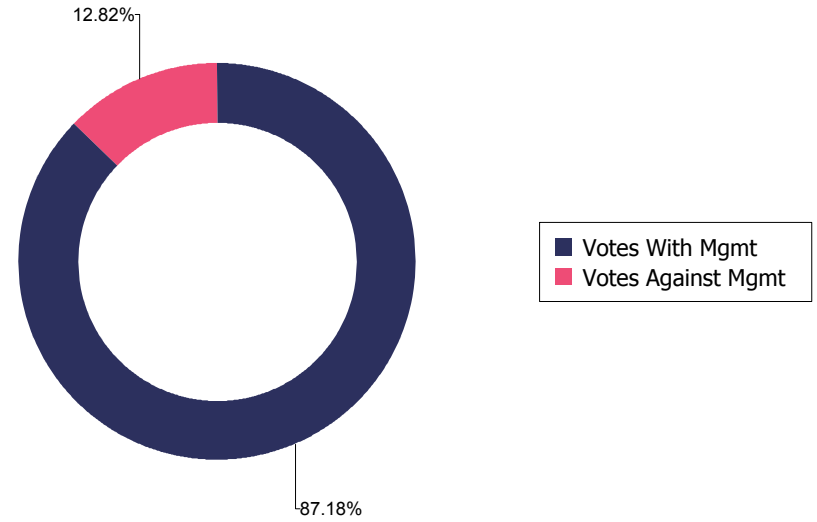


*Note: "MSOP" frequency = Management Say On Pay frequency proposal votes allow shareholders to determine whether, going forward, the "say-on-pay" vote to approve compensation should occur every one, two, or three years. For all calculations in this report, only ballots in status Confirmed or Sent are considered voted. All other ballot statuses are considered unvoted. Do Not Vote instructions are not considered voted and re-registration events are not included. Notwithstanding the above, each unique vote cast is counted within all calculations. In cases of different votes submitted for an individual agenda item, votes cast are discretely counted by vote cast (For, Against, etc.) per proposal. This may result in voting totals exceeding the number of votable items. Withhold vote instructions, predominantly seen in the US market for companies using a plurality vote standard, denote a contrary vote opinion on director elections; for further information, please review ISS' policy guidelines : <https://www.issgovernance.com/policy-gateway/voting-policies>*

### Vote Alignment with Policy



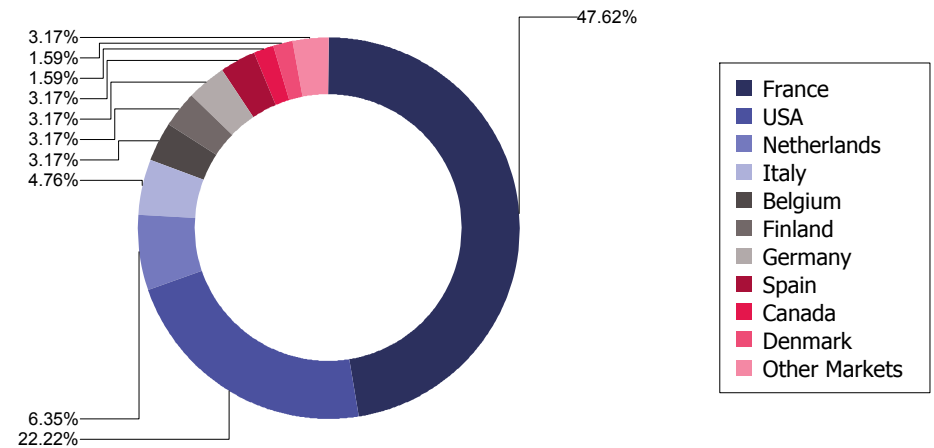
### Vote Alignment with Management



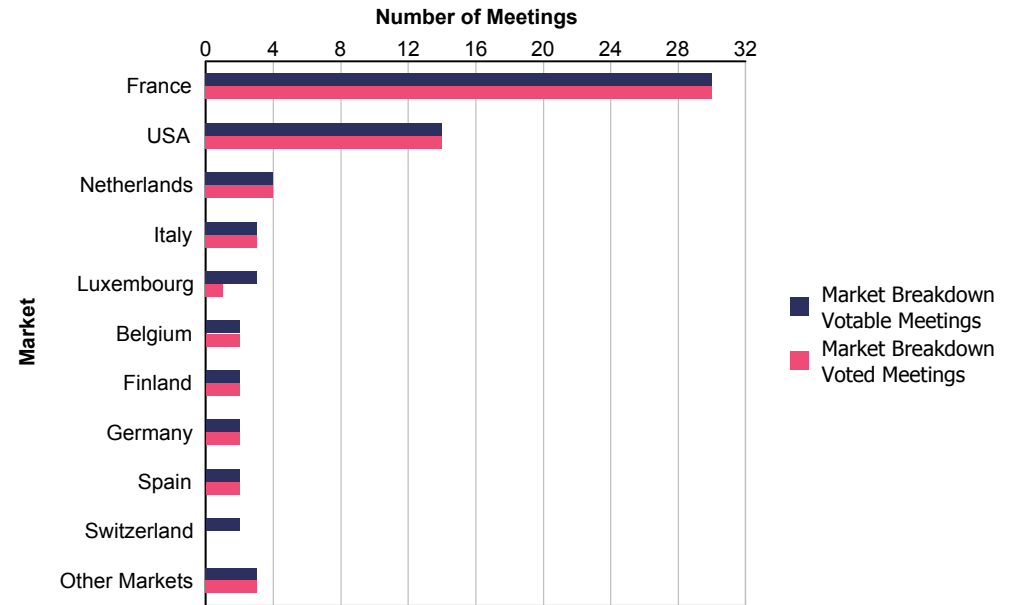
### Market Breakdown

Market	Votable Meetings	Voted Meetings	Percentage
France	30	30	100.00%
USA	14	14	100.00%
Netherlands	4	4	100.00%
Italy	3	3	100.00%
Luxembourg	3	1	33.33%
Belgium	2	2	100.00%
Finland	2	2	100.00%
Germany	2	2	100.00%
Spain	2	2	100.00%
Switzerland	2	0	0.00%
Canada	1	1	100.00%
Denmark	1	1	100.00%
United Kingdom	1	1	100.00%

### Meetings Voted by Market



### Market Voting Statistics



# Board Statistics Report



## Parameters Used:

Location(s): All locations  
 Account Group(s): All account groups  
 Institution Account(s): ESK EXCLUSIF  
 Custodian Account(s): All custodian accounts  
 Reporting Period: 1/1/24 to 12/31/24

## Meeting Overview

Category	Number	Percentage
Number of votable meetings	31	
Number of meetings voted	28	90.32%
Number of meetings with at least 1 vote Against, Withhold or Abstain	16	51.61%

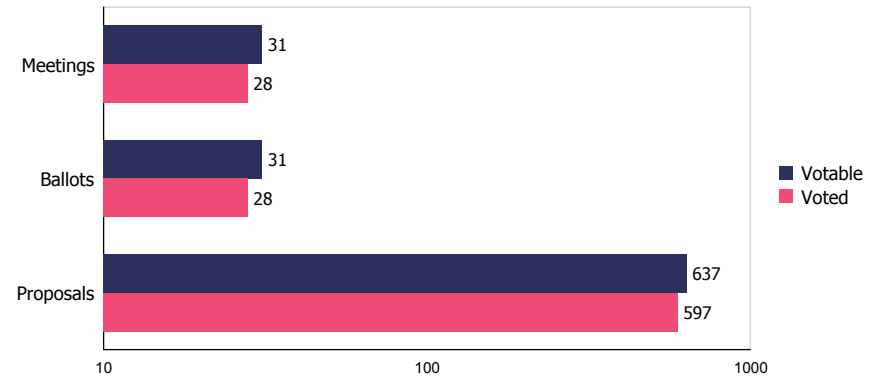
## Ballot Overview

Category	Number	Percentage
Number of votable ballots	31	
Number of ballots voted	28	90.32%

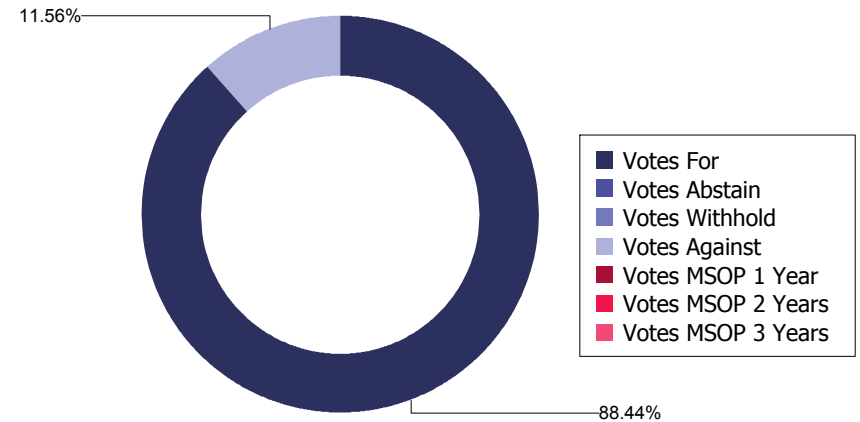
## Proposal Overview

Category	Number	Percentage
Number of votable items	637	
Number of items voted	597	93.72%
Number of votes FOR	528	88.44%
Number of votes AGAINST	69	11.56%
Number of votes ABSTAIN	0	0.00%
Number of votes WITHHOLD	0	0.00%
Number of votes on MSOP Frequency 1 Year	0	0.00%
Number of votes on MSOP Frequency 2 Years	0	0.00%
Number of votes on MSOP Frequency 3 Years	0	0.00%
Number of votes With Policy	596	99.83%
Number of votes Against Policy	1	0.17%
Number of votes With Mgmt	529	88.61%
Number of votes Against Mgmt	68	11.39%
Number of votes on MSOP (exclude frequency)	52	8.71%
Number of votes on Shareholder Proposals	1	0.17%

## Voting Statistics



## Vote Cast Statistics



*Note: "MSOP" frequency = Management Say On Pay frequency proposal votes allow shareholders to determine whether, going forward, the "say-on-pay" vote to approve compensation should occur every one, two, or three years. For all calculations in this report, only ballots in status Confirmed or Sent are considered voted. All other ballot statuses are considered unvoted. Do Not Vote instructions are not considered voted and re-registration events are not included. Notwithstanding the above, each unique vote cast is counted within all calculations. In cases of different votes submitted for an individual agenda item, votes cast are discretely counted by vote cast (For, Against, etc.) per proposal. This may result in voting totals exceeding the number of votable items. Withhold vote instructions, predominantly seen in the US market for companies using a plurality vote standard, denote a contrary vote opinion on director elections; for further information, please review ISS' policy guidelines : <https://www.issgovernance.com/policy-gateway/voting-policies>*

# Board Statistics Report



## Parameters Used:

Location(s): All locations  
 Account Group(s): All account groups  
 Institution Account(s): SELECT ACTION RENDEMENT INT  
 Custodian Account(s): All custodian accounts  
 Reporting Period: 1/1/24 to 12/31/24

## Meeting Overview

Category	Number	Percentage
Number of votable meetings	18	
Number of meetings voted	18	100.00%
Number of meetings with at least 1 vote Against, Withhold or Abstain	13	72.22%

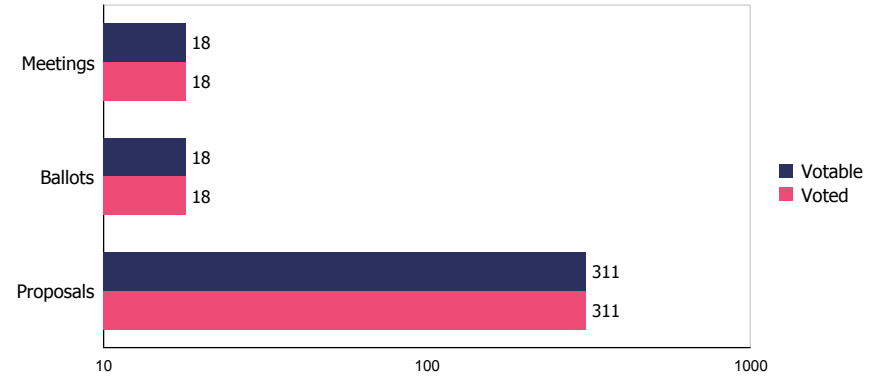
## Ballot Overview

Category	Number	Percentage
Number of votable ballots	18	
Number of ballots voted	18	100.00%

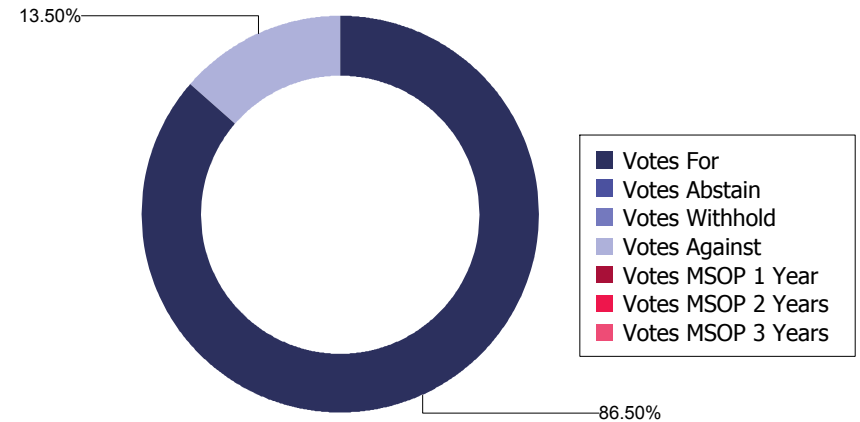
## Proposal Overview

Category	Number	Percentage
Number of votable items	311	
Number of items voted	311	100.00%
Number of votes FOR	269	86.50%
Number of votes AGAINST	42	13.50%
Number of votes ABSTAIN	0	0.00%
Number of votes WITHHOLD	0	0.00%
Number of votes on MSOP Frequency 1 Year	0	0.00%
Number of votes on MSOP Frequency 2 Years	0	0.00%
Number of votes on MSOP Frequency 3 Years	0	0.00%
Number of votes With Policy	311	100.00%
Number of votes Against Policy	0	0.00%
Number of votes With Mgmt	284	91.32%
Number of votes Against Mgmt	27	8.68%
Number of votes on MSOP (exclude frequency)	20	6.43%
Number of votes on Shareholder Proposals	50	16.08%

## Voting Statistics



## Vote Cast Statistics



*Note: "MSOP" frequency = Management Say On Pay frequency proposal votes allow shareholders to determine whether, going forward, the "say-on-pay" vote to approve compensation should occur every one, two, or three years. For all calculations in this report, only ballots in status Confirmed or Sent are considered voted. All other ballot statuses are considered unvoted. Do Not Vote instructions are not considered voted and re-registration events are not included. Notwithstanding the above, each unique vote cast is counted within all calculations. In cases of different votes submitted for an individual agenda item, votes cast are discretely counted by vote cast (For, Against, etc.) per proposal. This may result in voting totals exceeding the number of votable items. Withhold vote instructions, predominantly seen in the US market for companies using a plurality vote standard, denote a contrary vote opinion on director elections; for further information, please review ISS' policy guidelines : <https://www.issgovernance.com/policy-gateway/voting-policies>*

# Board Statistics Report



## Parameters Used:

Location(s): All locations  
 Account Group(s): All account groups  
 Institution Account(s): SELECTION ACTION RENDEMENT  
 Custodian Account(s): All custodian accounts  
 Reporting Period: 1/1/24 to 12/31/24

## Meeting Overview

Category	Number	Percentage
Number of votable meetings	18	
Number of meetings voted	17	94.44%
Number of meetings with at least 1 vote Against, Withhold or Abstain	9	50.00%

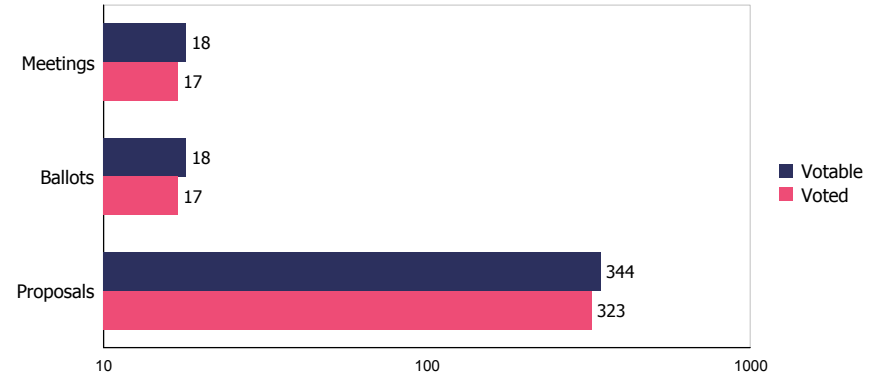
## Ballot Overview

Category	Number	Percentage
Number of votable ballots	18	
Number of ballots voted	17	94.44%

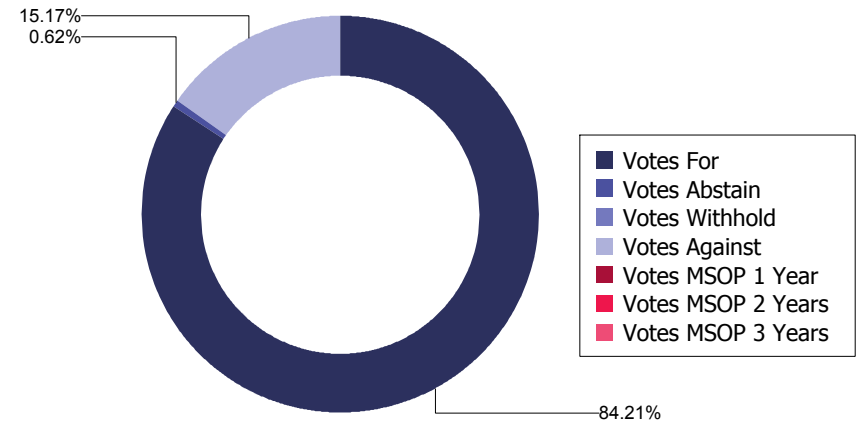
## Proposal Overview

Category	Number	Percentage
Number of votable items	344	
Number of items voted	323	93.90%
Number of votes FOR	272	84.21%
Number of votes AGAINST	49	15.17%
Number of votes ABSTAIN	2	0.62%
Number of votes WITHHOLD	0	0.00%
Number of votes on MSOP Frequency 1 Year	0	0.00%
Number of votes on MSOP Frequency 2 Years	0	0.00%
Number of votes on MSOP Frequency 3 Years	0	0.00%
Number of votes With Policy	323	100.00%
Number of votes Against Policy	0	0.00%
Number of votes With Mgmt	272	84.21%
Number of votes Against Mgmt	51	15.79%
Number of votes on MSOP (exclude frequency)	28	8.67%
Number of votes on Shareholder Proposals	0	0.00%

## Voting Statistics



## Vote Cast Statistics



*Note: "MSOP" frequency = Management Say On Pay frequency proposal votes allow shareholders to determine whether, going forward, the "say-on-pay" vote to approve compensation should occur every one, two, or three years. For all calculations in this report, only ballots in status Confirmed or Sent are considered voted. All other ballot statuses are considered unvoted. Do Not Vote instructions are not considered voted and re-registration events are not included. Notwithstanding the above, each unique vote cast is counted within all calculations. In cases of different votes submitted for an individual agenda item, votes cast are discretely counted by vote cast (For, Against, etc.) per proposal. This may result in voting totals exceeding the number of votable items. Withhold vote instructions, predominantly seen in the US market for companies using a plurality vote standard, denote a contrary vote opinion on director elections; for further information, please review ISS' policy guidelines : <https://www.issgovernance.com/policy-gateway/voting-policies>*